

How to Sync Service Management Fields in Jira On-premise

Last Modified on 02/11/2026 9:29 am EST

This article shows how to synchronize an **Organizations** field in Jira Cloud Service Management.

The **Organizations** field is a Jira Service management field, it's a single select drop-down list. For more information, please read the [Jira Service management documentation](#).

Source Side

Outgoing sync

```
replica.customFields."Organizations" = issue.customFields."Organizations"
```

Destination Side

Incoming sync

To set the received Organizations field value on the receiving side use this code:






```
issue.customFields.Organizations?.value = issue.customFields.Organizations.value?.collect { org -> org?.organizationName }?.findAll()
```

To set the value in your local Organizations field manually use this code:

```
issue.customFields.Organizations.value = "Organization Name"
```

To set multiple values in your local Organizations field manually use this code:

```
issue.customFields.Organizations.value = ["Organization Name1", "Organization Name2"]
```

[Product](#)
[About Us](#) 
[Release History](#) 
[Glossary](#) 
[API Reference](#) 
[Security](#) 

[Pricing and Licensing](#) 

Resources

[Subscribe for a weekly Exalate hack](#) 

[Academy](#) 

[Blog](#) 

[YouTube Channel](#) 

[Ebooks](#) 

Still need help?

[Join our Community](#) 

[Visit our Service Desk](#) 

[Find a Partner](#) 