

Sync Panel in the Platform you Use

Last Modified on 01/15/2026 7:02 pm EST

On the Sync panel, you can check the status of an issue, which is under synchronization. You can also find a remote issue link there if it's available.

Note: The Sync panel can also be used to [Exalate](#) or put entities under sync (manual sync). Click the Exalate button on the panel for that.

You can also connect existing entities between the platforms by using the [Connect](#) operation.

The **Sync panel** is located on the right sidebar of the issue or work item or Salesforce object view.

Note: You can limit the visibility of the sync panel for Jira Cloud in the [General Settings](#) tab. If the Show sync panel is only for admin users and is turned on, the Sync Status panel is shown only to admin users.

It provides information about the connection and the current sync status.

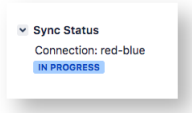
You can display the [remote issue link](#) in the sync panel block.

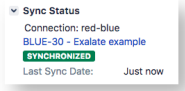
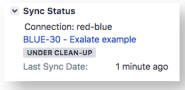
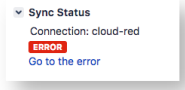
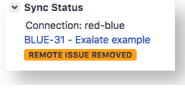
Below you can see how the sync panel looks on different platforms.

Sync Statuses

The following are the different statuses:

Sync Statuses

Status	Description	Example
In progress	The sync action is progressed at "your" end, i.e the local instance.	

Status	Description	Example
Waiting for remote	The sync action is progressed at the "other" end, i.e the remote instance.	
Synchronized	The entity has been successfully synchronized.	 <pre> Sync Status Connection: red-blue BLUE-30 - Exalate example SYNCHRONIZED Last Sync Date: Just now </pre>
Not synchronized	The entity hasn't been synchronized yet.	
Under clean-up	The synchronization is stopped. Updates on the entity won't be applied till the clean-up is in progress.	 <pre> Sync Status Connection: red-blue BLUE-30 - Exalate example UNDER CLEAN-UP Last Sync Date: 1 minute ago </pre>
Error	There is an error blocking the synchronization. You need to resolve an error to resume and retry the synchronization.	 <pre> Sync Status Connection: cloud-red ERROR Go to the error </pre>
Remote issue removed	The entity on the other side has been removed.	 <pre> Sync Status Connection: red-blue BLUE-31 - Exalate example REMOTE ISSUE REMOVED </pre>

Jira on-premise

The screenshot shows a Jira issue page for 'Exalate example'. The issue is in the 'RESOLVED' state. The 'Details' section shows it's a 'Task' with 'Medium' priority and 'None' component. The 'Description' says 'Let's test Exalate sync!'. The 'Activity' section shows a comment from 'Admin Red' at 1:43 PM. The 'Sync Status' section, highlighted with a red box, shows the connection 'red-blue' and 'BLUE-32 - Exalate example' with a 'SYNCHRONIZED' status and 'Just now' last sync date.

Remote Issue Tab in Jira On-premise

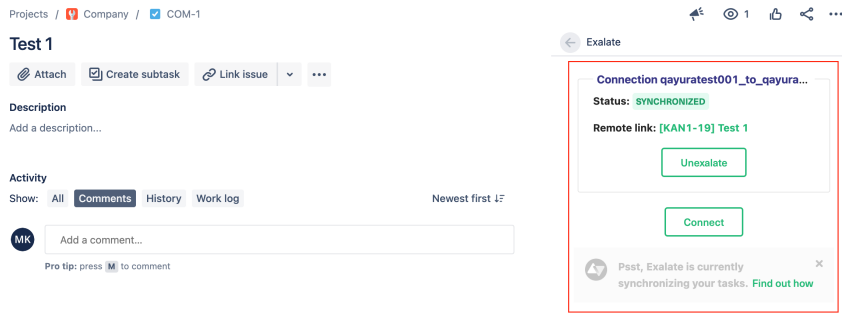
Apart from the Sync Status panel, there is another tab called the **Remote Issues** tab in Jira on-premise.

Note: This tab is visible only to Exalate administrators.

This tab gives details on what information is known about the remote issue.

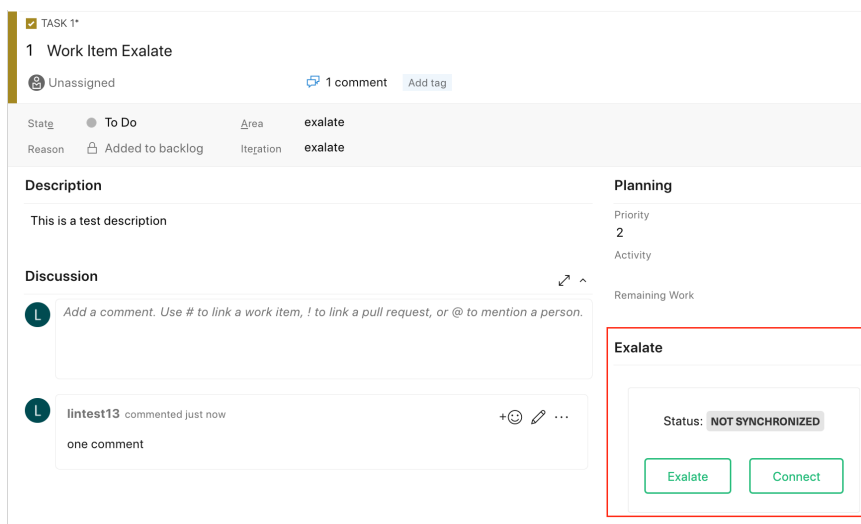
The screenshot shows the 'Remote Issues' tab in Jira. The 'Activity' section is active, showing details for 'Instance B'. The 'Key' is 'AC-100', the 'Summary' is 'Synchronizing my first issue', and the 'Description' is 'I want to synchronizing my first issue using exalate.' The 'Assignee' and 'Reporter' are both 'admin'. The 'Project' is 'All content', the 'Key' is 'AC', the 'Lead' is 'admin', and the 'Versions' are '1.0 , 1.1 , 2.0'.

Jira Cloud



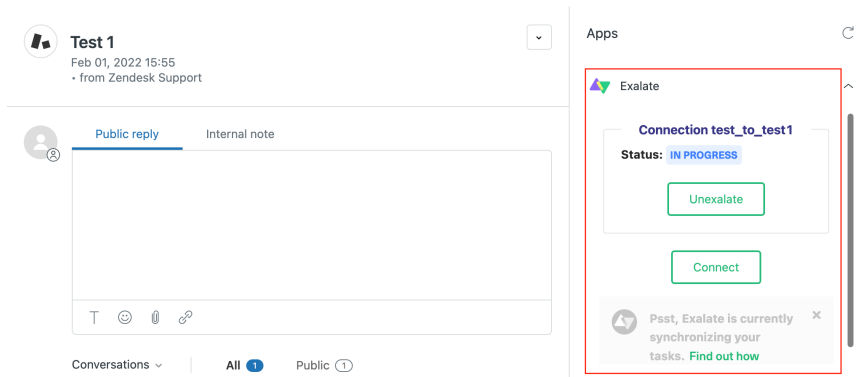
Azure DevOps

Note: Sync Panel is not available for Azure Devops Server.

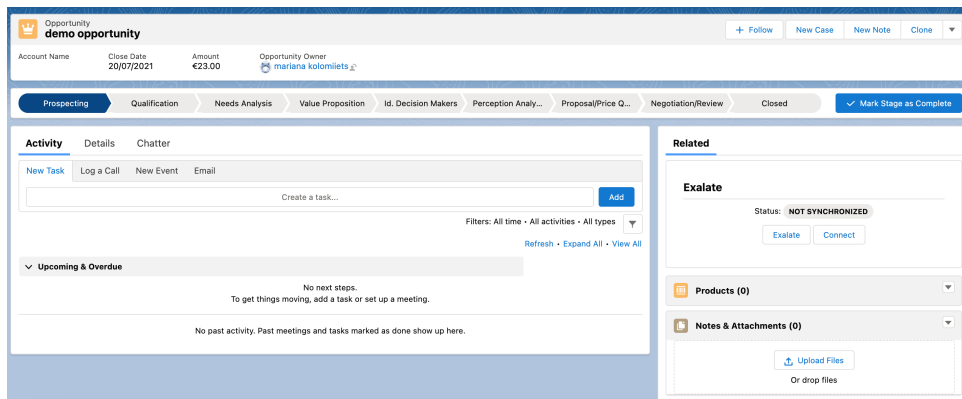


Zendesk

Note: You can limit the visibility of the sync panel for Zendesk in the Setup -> Apps and integrations -> Exalate -> Enable role restrictions.



Salesforce



Remote Issue Link on the Sync Panel

To configure the remote issue link display navigate to **Connections - edit connection - Sync Rules** tab - **Advanced** and select the **Sync panel link** option. Then **Update** the connection to save changes.

