

# How to Switch to a Free Plan License in Exalate for Jira Cloud

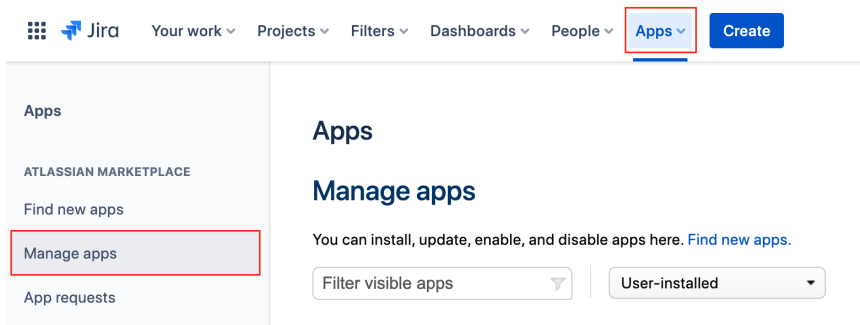
Last Modified on 09/28/2023 7:10 am EDT

This article shows how to switch to a Free plan license in Exalate for Jira Cloud. The Free plan is a free license where you can use only Basic connections. Visual and Script connections are not available in a Free plan. For more details about the Free plan license, check out [Pricing and licensing](#).

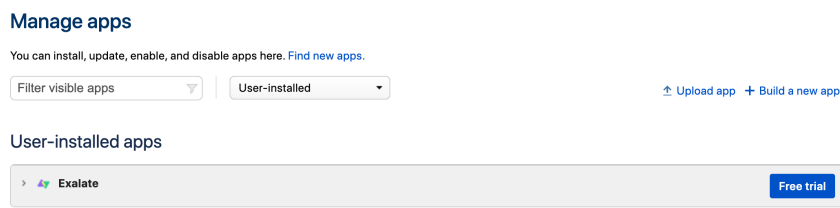
The Exalate evaluation license is provided by Atlassian. To switch to a Free plan license in Jira Cloud you need to unsubscribe from the Atlassian license.

To unsubscribe from the evaluation license:

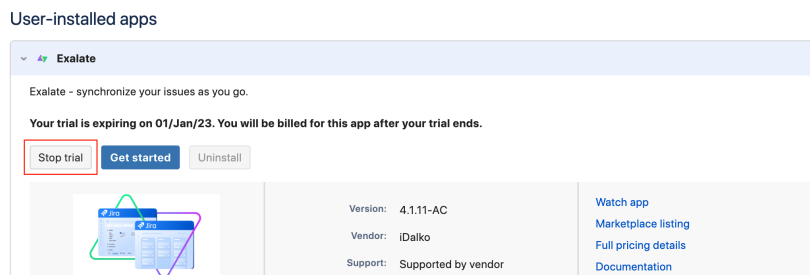
## 1. Navigate to **Apps** -> **Manage apps**



## 2. Select **Exalate** from the **User-installed apps** list



## 3. Click **Stop trial**



#### 4. Click **Unsubscribe**

## Unsubscribe from app

Unsubscribing ends your trial. You won't be billed for this app.

Unsubscribing from the app does not:

- delete app data
- remove the access that the app has to your site
- remove outbound webhooks

To delete the app data and prevent further app activity, uninstall the app after unsubscribing.

**Unsubscribe**

Cancel

#### Product

[About Us](#)

[Release History](#)

[Glossary](#)

Have more questions? [Ask the community](#)

[API Reference](#)

[Security](#)

[Pricing and Licensing](#)

#### Resources

[Academy](#)

[Blog](#)

[YouTube Channel](#)

[Ebooks](#)

#### Still need help?

[Join our Community](#)

[Visit our Service Desk](#)

[Find a Partner](#)